



# Small efforts make big differences

Jodie Hummerston & Jimmy Taylor  
Response Foundations | Response Learning  
2016

# Before we start

- ▶ Taking notes

## Heard

*Something the speaker said that I thought was interesting.*

## Thought

*A thought that was sparked by the presentation.*

## Action

*Look over your list of **Heard** and **Thought**, and jot down the 1 or 2 ideas that you're seriously considering doing something with.*

# Jodie's story



# Jimmy's story



# What we did

- ▶ “ I before E, except after C”
  - learn the spelling rules

## Vowel sounds

Sounds as in pain and pane and eight long 'a' sound


<u>ai</u>	rain	pain	explain	gain	rail	sail	refrain	sustain
<u>a e</u>	Pane	name	frame	pale	sale	ate	rate	gate
<u>eigh</u>	Reign	weigh	sleigh	eight	neighbour			

A e + suffix, drop the e before adding the ending


<u>Fave</u>	Favour
Save	Saviour

# What we did


▶ LOOK



COVER



WRITE



CHECK



- ▶ Immediately
- ▶ After one hour
- ▶ After several hours
- ▶ Immediately before bed
- ▶ As you wake up

# What we did

- ▶ Remove the pressure



# Effects of working on spelling

## Jimmy

- ▶ Confidence
- ▶ Empathy for trainees
- ▶ Increased speed of completing writing tasks

## Jodie

- ▶ Empathy for trainees
- ▶ Collaboration between two trainers that didn't know each other previously
- ▶ Completion of two assessment tasks



# What can you do?

- ▶ How can you help your colleagues/trainees?
- ▶ What small effort can you put in to help a trainee/worker improve their reading, writing or language skills?
- ▶ Make an actionable plan today – look over your actions section and choose one.
  - What's the **absolute smallest first step** you could do to make progress towards that goal?
  - When will you complete it by?